

N^o 4892



A.D. 1914

Date of Application, 25th Feb., 1914—Accepted, 2nd July, 1914

COMPLETE SPECIFICATION.

Improvements in or relating to Brakes.

I, VINCENZO LANCIA, Manufacturer, of 99, Via Monginevro, Turin, Italy, do hereby declare the nature of this invention and in what manner the same is to be performed, to be particularly described and ascertained in and by the following statement:—

5 This invention relates to band brakes having brake blocks or shoes, the blocks being surrounded by a flexible band, preferably a chain, by pulling on which the blocks are tightened on the brake drum. The invention relates to a method of connecting one of the ends of the band or chain for ensuring an efficient working of the block situated at the side where the band or chain is connected
0 to a fixed bracket.

A construction according to this invention is illustrated in the accompanying drawing, in which

Figure 1 is a front elevation, and

Figure 2 a plan.

15 The drum 1 of the brake is embraced by two blocks 2, each pivoted at 3 to a fixed bracket which may be as in the case illustrated the gear box 4, and provided with shackles 5, 5¹, controlled by springs 6, 6¹.

On the outer surface of the two blocks 2 the link chain 7 is arranged which is connected at one of its ends to the rod 8 controlled directly by the brake control
20 device (lever 9, rod 9¹ etc.) whilst the other end is connected, for instance by means of a rod 15, to the arm 12 of a lever pivoted at 13 on the bracket 11; the other arm 14 of the lever being pivoted to the end of the right hand block 2.

If the chain were connected at one of its ends to a fixed point, it could not
25 move on the block which is at that end, so that the action of the said block would be imperfect.


According to this invention the action of the block 2 at the end where the chain is connected, is rendered more effective, as the chain is connected to a pivoted lever, the other arm of which is pivoted to the end of the block adapted to be pressed against the drum 1.

30 Thus by exercising a pull by means of the lever 9 on the chain 7, the said pull will be transmitted to the rod 15 and produce a rotation of the lever 12—14 about its pivot point 13, so that the chain 7 will be able to slide on the block and the latter will be exposed to a traction in the direction of rotation of the drum 1, which traction, by causing the block to adhere better to the drum,
35 considerably improves the efficacy and the gradual braking action of the blocks.

Having now particularly described and ascertained the nature of my said invention and in what manner the same is to be performed, I declare that what I claim is:—

10 1. In a brake having blocks and a flexible band or chain for pressing the blocks on the drum, an arrangement in which the band or chain at the end opposite to its connection to the brake lever is connected to one arm of an oscillating lever the other arm of which is pivoted to the end of the adjacent

[Price 8d.]



Lancia's Improvements in or relating to Brakes.

block, so that the pull on the band or chain, exercises a pull on the said block in the direction of rotation of the drum.

2. The brake substantially as described or as illustrated in the accompanying drawing.

Dated this 25th day of February, 1914.

5

BOULT, WADE & TENNANT,
111 & 112, Hatton Garden, London, E.C.,
Chartered Patent Agents.

[This Drawing is a reproduction of the Original on a reduced scale.]

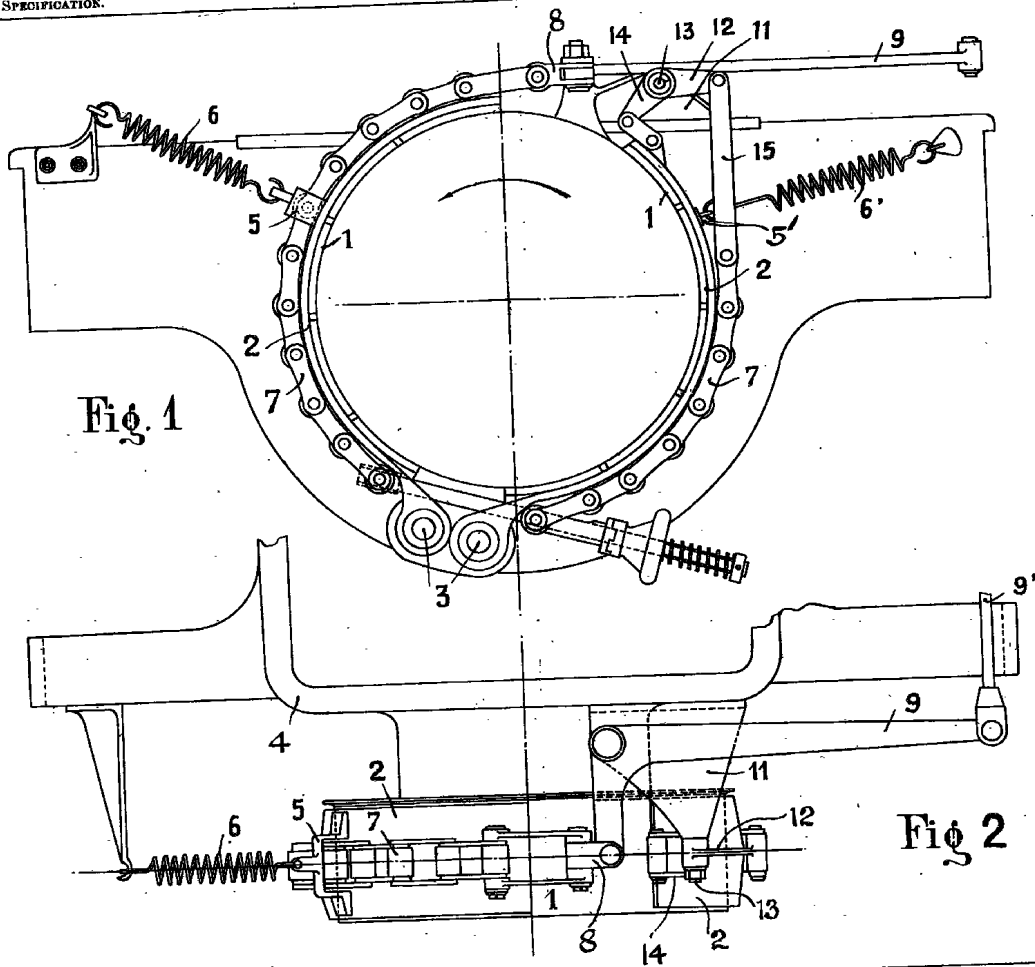


Fig. 1

Fig. 2



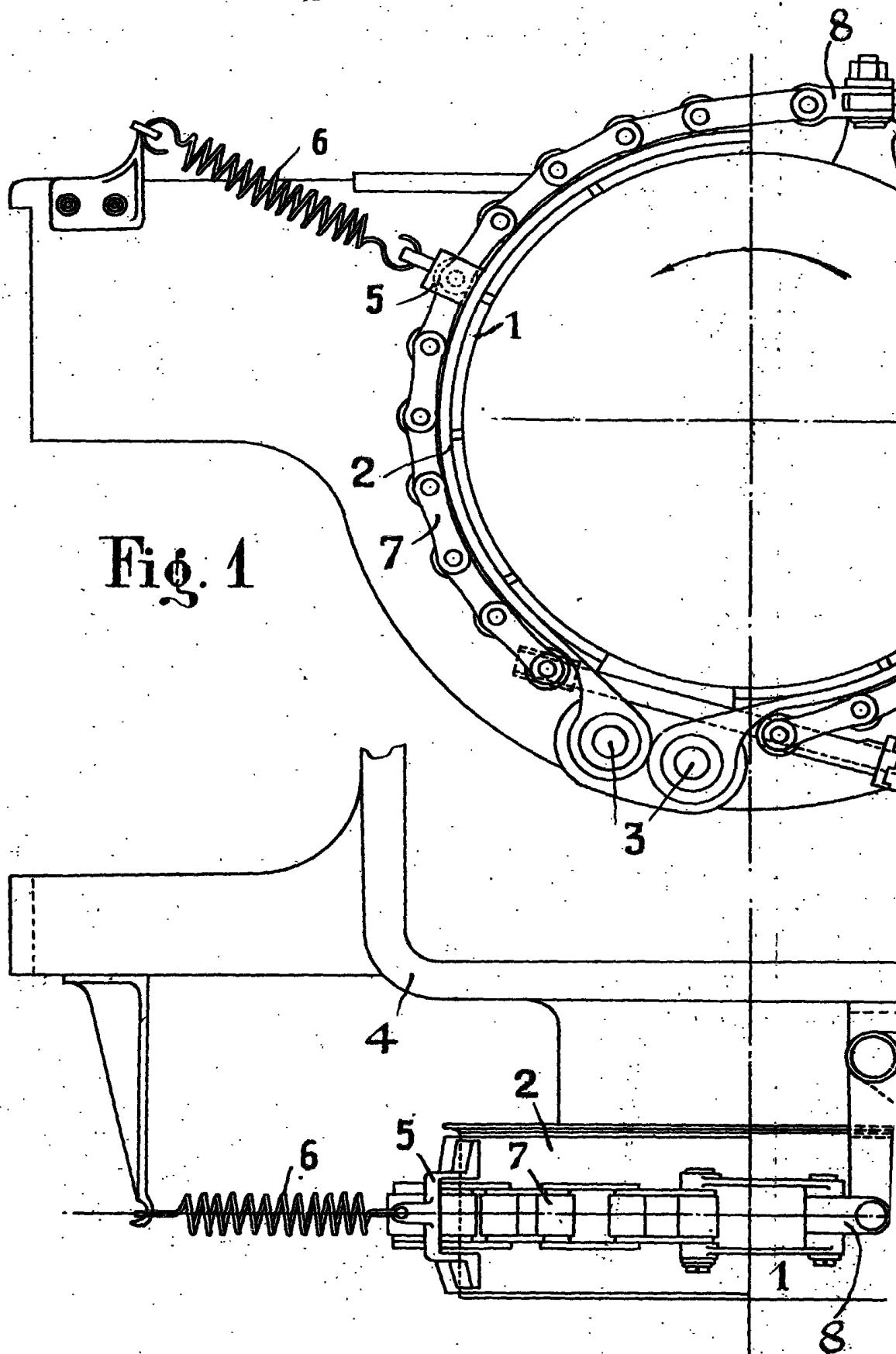


Fig. 1

[This Drawing is a reproduction of the Original on a reduced scale.]

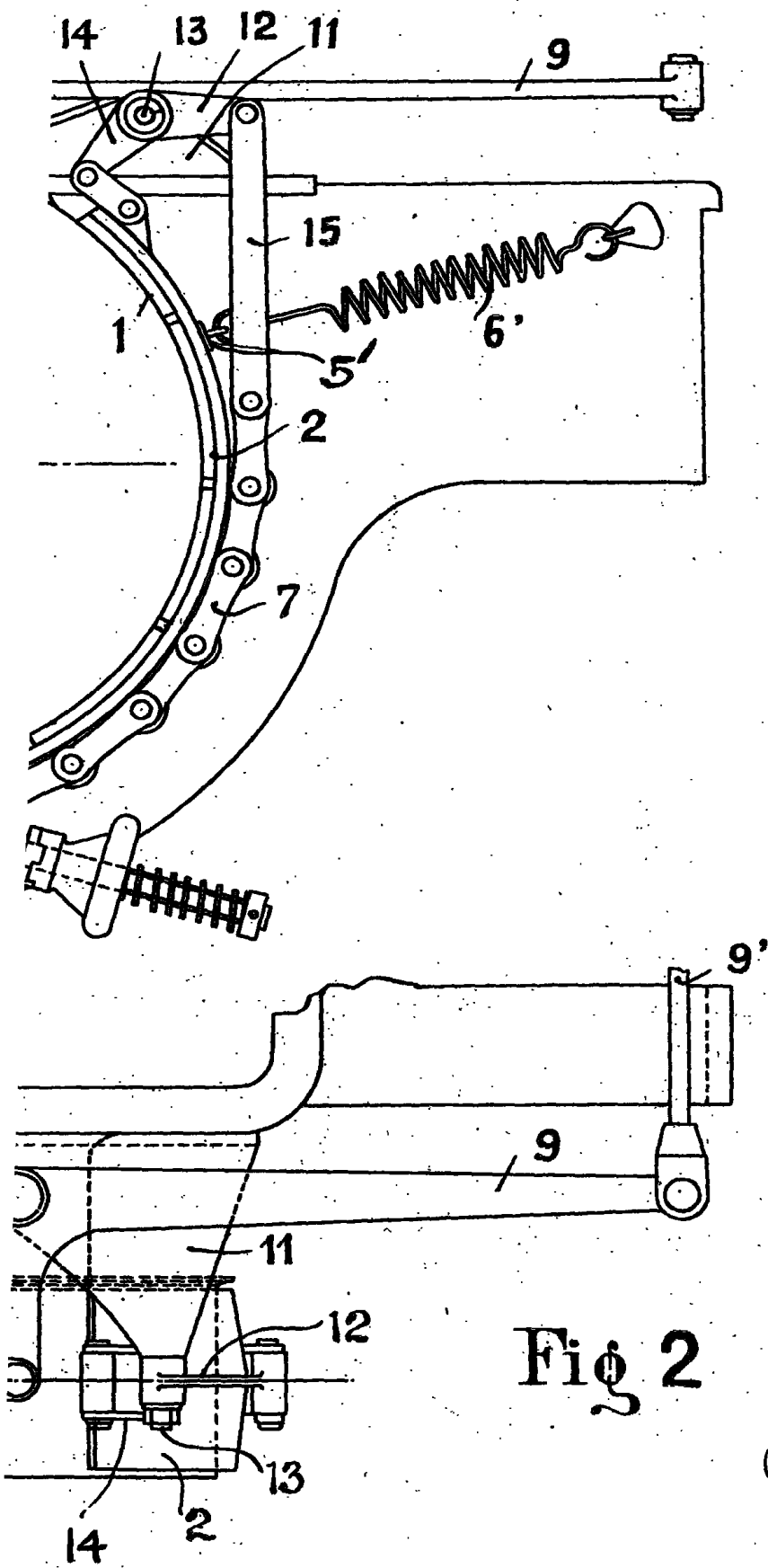


Fig 2

